

# TEMPORARY CONSTRUCTION TRAILER PERMIT PACKAGE



**BUTLER TOWNSHIP**  
**290 South Duffy Road**  
**Butler, PA 16001**  
**724/287-7465**  
**Fax: 724/282-2142**

Visit us on our website at [www.butlertwp.org](http://www.butlertwp.org)

June 8, 2015


## Items required for a complete submittal:

1. **Applications** ~ Completed and signed (Applicant will be notified of incomplete application),
2. **Letter from property owner** stating that you can act on property owner's behalf, if property owner is not the applicant (see attached),
3. **Workers' Compensation Certificate** naming Butler Township as Certificate Holder, or completed **Affidavit of Workers' Compensation Exemption**,
4. **Plot Plan** ~ A drawing of the lot that shows its dimensions and bearings, the existing house, existing accessory structures, new structure and its distance from the property lines. All plot plans should be based on an existing survey that is to be included with this application. The following **MUST** be included on the plot plan:
  - a. **BUILDING LINE** and any **EASEMENTS** or **RIGHTS-OF-WAY**.
  - b. **DISTANCE** of any proposed structure to the **BUILDING LINE** or **PROPERTY LINE**. Please note that fences/walls are not permitted to encroach into the road right-of-way.

## Please **NOTE** the following:

1. All fire lanes and normal traffic lanes shall not be blocked by a job trailer, and
2. All job trailers shall comply with Butler Township's Zoning Ordinance, Section 300-22.D. (see attached).

Applicants can drop off or mail permit applications to the Butler Township Municipal Building located at 290 South Duffy Road, Butler, PA 16001. Office hours are Monday through Friday 8:30 a.m. to 4:30 p.m.



Butler Township  
290 South Duffy Road  
Butler, PA 16001  
724/287-7465  
Fax: 724/282-2142

**TEMPORARY CONSTRUCTION TRAILER PERMIT APPLICATION**

Name of Applicant \_\_\_\_\_

Address \_\_\_\_\_

Telephone Number \_\_\_\_\_ Fax Number \_\_\_\_\_

Name of Property Owner \_\_\_\_\_

Address \_\_\_\_\_

Telephone Number \_\_\_\_\_ Fax Number \_\_\_\_\_

Name of Contractor \_\_\_\_\_

Address \_\_\_\_\_

Telephone Number \_\_\_\_\_ Fax Number \_\_\_\_\_

Location (Address) of Proposed Construction \_\_\_\_\_

Is Worker's Compensation Certificate provided with this Application?  Yes  No

Is Applicant Exempt (Notarized statement required)?  Yes  No

I hereby acknowledge that the information contained herein is true and correct, and I hereby agree to comply with all applicable provisions of Butler Township's Codified Ordinance.

\_\_\_\_\_  
Signature of Applicant

\_\_\_\_\_  
Date of Application

\_\_\_\_\_  
Print Name

\_\_\_\_\_  
E-mail Address (optional)

**(FOR TOWNSHIP USE ONLY – PLEASE DO NOT WRITE BELOW THIS LINE)**

\_\_\_\_\_  
Map & Parcel #

\_\_\_\_\_  
Zoning District

\_\_\_\_\_  
Permitted Zoning Use

\_\_\_\_\_  
Fee

\_\_\_\_\_  
Building Code Official

\_\_\_\_\_  
Approval Date

**APPLICATION FOR TEMPORARY CONSTRUCTION TRAILER  
ELECTRICAL SERVICE OR UPGRADE**

Customer or Company Name \_\_\_\_\_

Address \_\_\_\_\_

Telephone Number \_\_\_\_\_ Fax Number \_\_\_\_\_

Name of Contractor \_\_\_\_\_

Address \_\_\_\_\_

Telephone Number \_\_\_\_\_ Fax Number \_\_\_\_\_

SITE LOCATION \_\_\_\_\_

*Street Address*

\_\_\_\_\_  
*City*

\_\_\_\_\_  
*State*

\_\_\_\_\_  
*Zip Code*

Temporary Construction Power Needed:     Yes     No

Upgrade     Wire     Meter Box     Breaker Box

Service entrance size:     100 amp     200 amp     400 amp     Other \_\_\_\_\_

Service entrance type:     Overhead     Underground

Work order number \_\_\_\_\_

Cost of work \_\_\_\_\_

Detailed description of work \_\_\_\_\_

\_\_\_\_\_

\_\_\_\_\_

\_\_\_\_\_  
Signature of Applicant

\_\_\_\_\_  
Date of Application

## PROPERTY OWNER AUTHORIZATION

I, \_\_\_\_\_, do hereby authorize  
**Property Owner's Name Printed**

\_\_\_\_\_ to act on my behalf in  
**Acting Agent's Name Printed**

applying for a Building Permit for the following work:

---

---

---

---

---

---

to be performed at \_\_\_\_\_  
**Address where construction will occur**

\_\_\_\_\_  
**Property Owner's Signature**

\_\_\_\_\_  
**Property Owner's Street Address**

\_\_\_\_\_  
**Property Owner's City, State, Zip Code**

\_\_\_\_\_  
**Date**

**SAMPLE SHOWING  
PLOT PLAN**

Rear Yard  
\_\_\_\_\_feet

Side Yard  
\_\_\_\_\_feet

Temporary Construction Trailer

Side Yard  
\_\_\_\_\_feet

Front Yard  
\_\_\_\_\_feet

---

**Right -of-Way**

---

**Cartway or Road**

---

**Right -of-Way**

## Butler Township Workers' Compensation Information

If the homeowner is the contractor, please complete the following and stop at the dotted line.

I, \_\_\_\_\_, am the homeowner and am "Exempt from  
(Print Name)

Workers' Compensation.

\_\_\_\_\_  
Homeowner's Signature

\_\_\_\_\_  
Date

-----  
If the homeowner is not the contractor for the building permit, the contractor in compliance with Act 44 of 1993, hereby submits the following information. Please check one of the following:

A current *Certificate of Insurance* showing proof of Workers' Compensation is attached to this form. The certificate must indicate **Butler Township** as the certificate holder. **Signature required below, but does not need notarized.**

The building permit contractor qualifies as "Exempt from Workers' Compensation". Please indicate the reason for the exemption by shading in one of the following. **Complete the box below and get notarized.**

- Contractor is a Sole Proprietor without employees.
- All of the contractor's employees on the project are exempt on religious grounds under Section 304.2 of the Act. Explain in detail: attach as necessary.

- Contractor is a corporation, and the only employees working on the project have and are qualified as "Executive Employees" under Section 104 of the Act. Explain the status of any/or all workers on the project: attach as necessary.

Name of Contractor / Company: \_\_\_\_\_

Address: \_\_\_\_\_

City \_\_\_\_\_ State \_\_\_\_\_ Zip Code \_\_\_\_\_

1. Any subcontractors used on this project will be required to carry their own workers' compensation coverage.
2. The applicant is not permitted to employ any individual to perform work on this project pursuant to the permit in violation of the Act.
3. Violation of the Workers' Compensation Act or the terms of this permit will subject the applicant to a stop-work order and other fines and penalties provided by law.

Contractor Signature: \_\_\_\_\_ Date: \_\_\_\_\_

Subscribed and sworn to before me this \_\_\_\_\_ day of \_\_\_\_\_, 20\_\_\_\_.

\_\_\_\_\_  
Signature of Notary Public

My Commission Expires  
\_\_\_\_\_

## Temporary Construction Trailer Regulations

### **Butler Township's Zoning Ordinance §300-22-D.**

- [\(1\)](#) Construction trailers shall be permitted only during the time that construction work under a valid zoning permit is in progress.
- [\(2\)](#) A permit for the construction trailer shall be obtained from the Zoning Officer or his authorized representative and shall be renewed every six months upon demonstration by the applicant that construction is still in progress and is being diligently pursued.
- [\(3\)](#) Any expiration, suspension or revocation of the zoning permit for the construction to which the construction trailer is related shall result in the expiration, suspension or revocation of the permit for the construction trailer.
- [\(4\)](#) Except in the Institutional I Overlay, the construction trailer shall be located on the site so as to not impede the free flow of construction and employee vehicles entering and leaving the site. The construction trailer shall not be located within 50 feet of any property line adjoining a residential use or zoning classification.
- [\(5\)](#) The use of the construction trailer shall be limited to a temporary field office and storage of incidental equipment and supplies, and it shall not be used for dwelling purposes.
- [\(6\)](#) Except in the Institutional I Overlay, only two construction trailers shall be permitted on the site in a residential zoning district.
- [\(7\)](#) If restroom facilities do not exist in the construction trailer, an adequate number of portable toilets shall be provided.
- [\(8\)](#) No combustible materials shall be stored in the construction trailer.
- [\(9\)](#) All construction trailers shall be removed within 48 hours of the completion of construction or the expiration of the zoning permit for the construction to which it is related, whichever occurs first.
- [\(11\)](#) The construction of said temporary structure shall comply with the Pennsylvania Uniform Construction Code.

**I have read the above regulations and agree to comply with the same.**

\_\_\_\_\_  
Signature of Applicant

\_\_\_\_\_  
Date



# Provide Information for New Electrical Service Work

Overhead or Underground

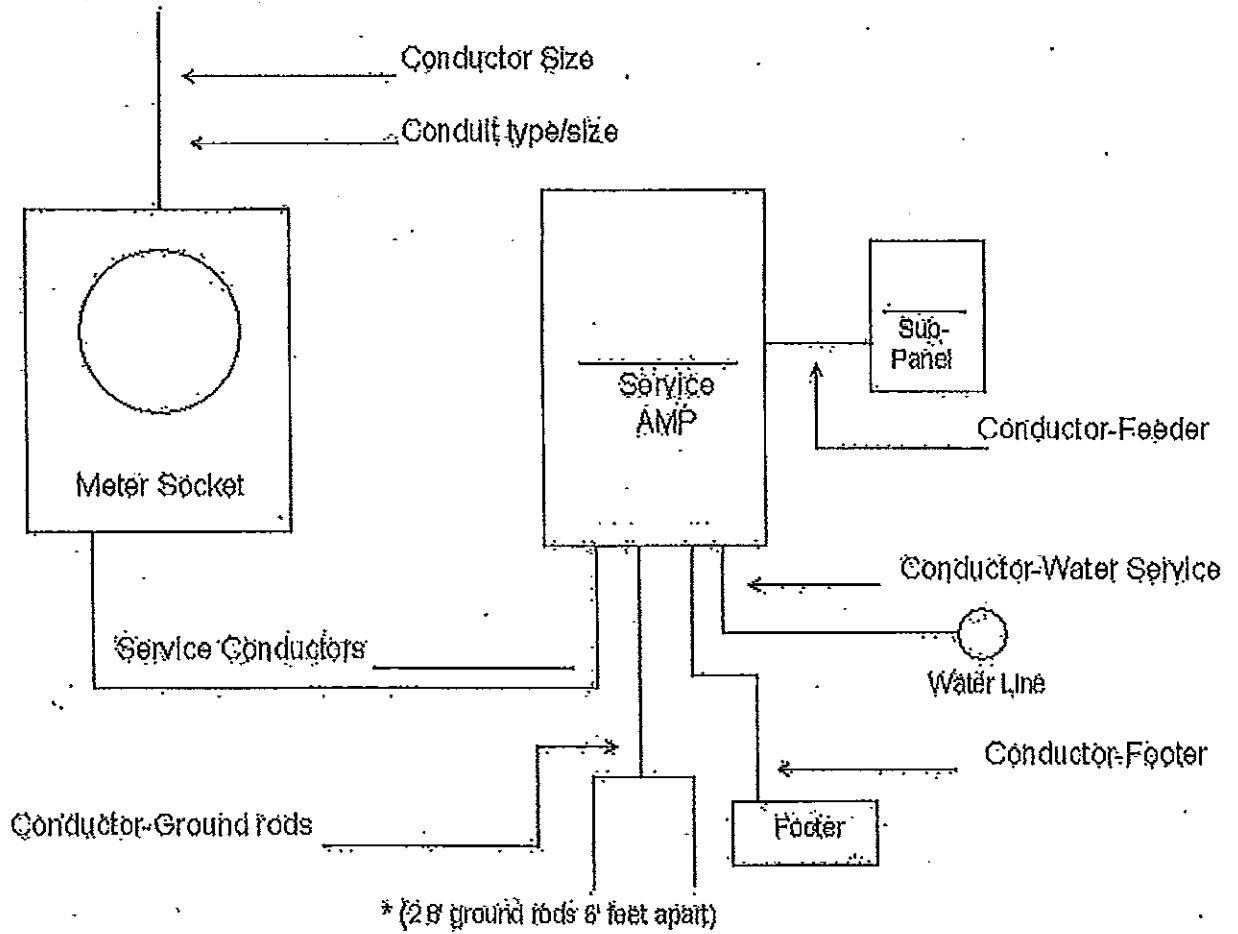
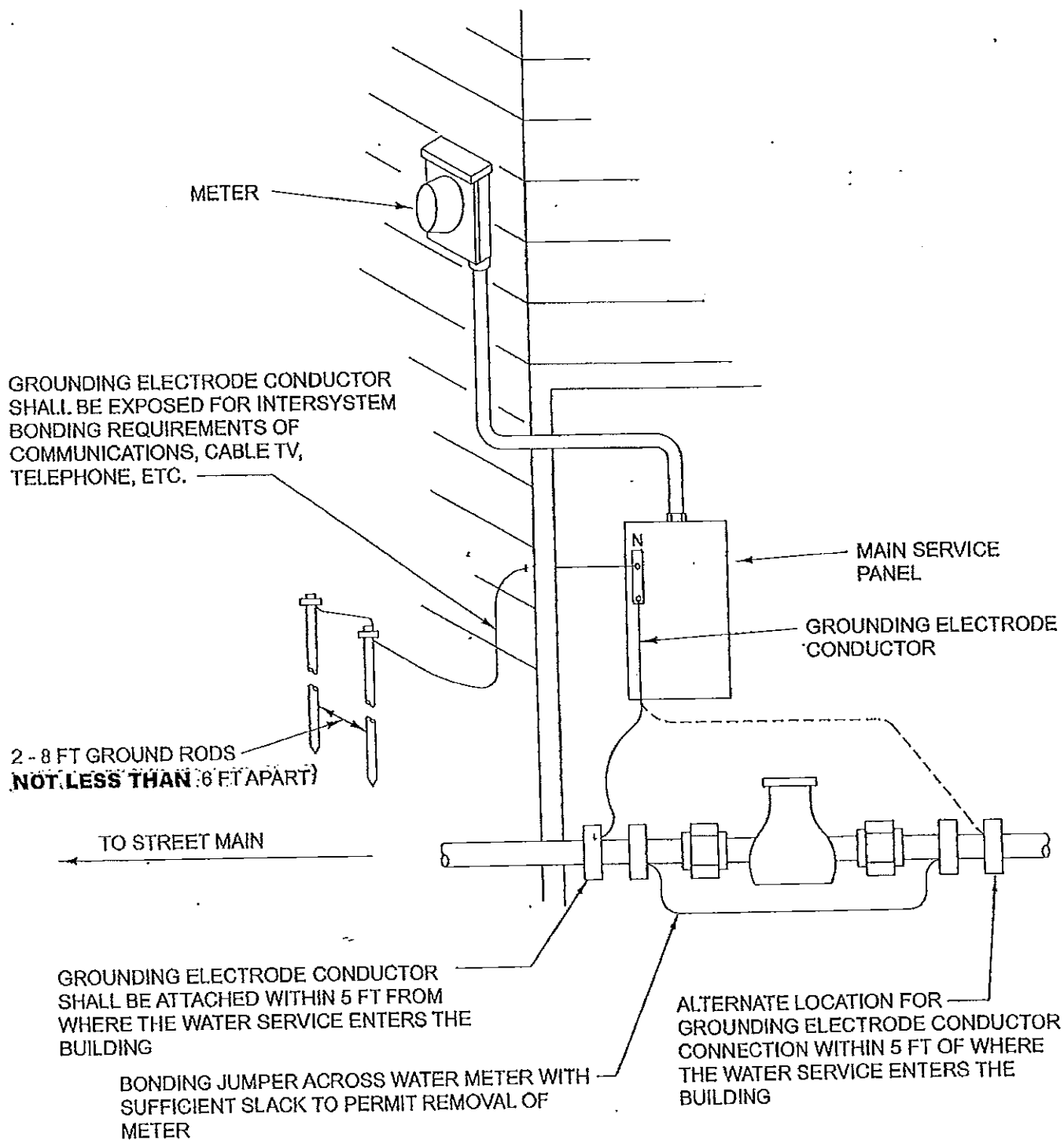
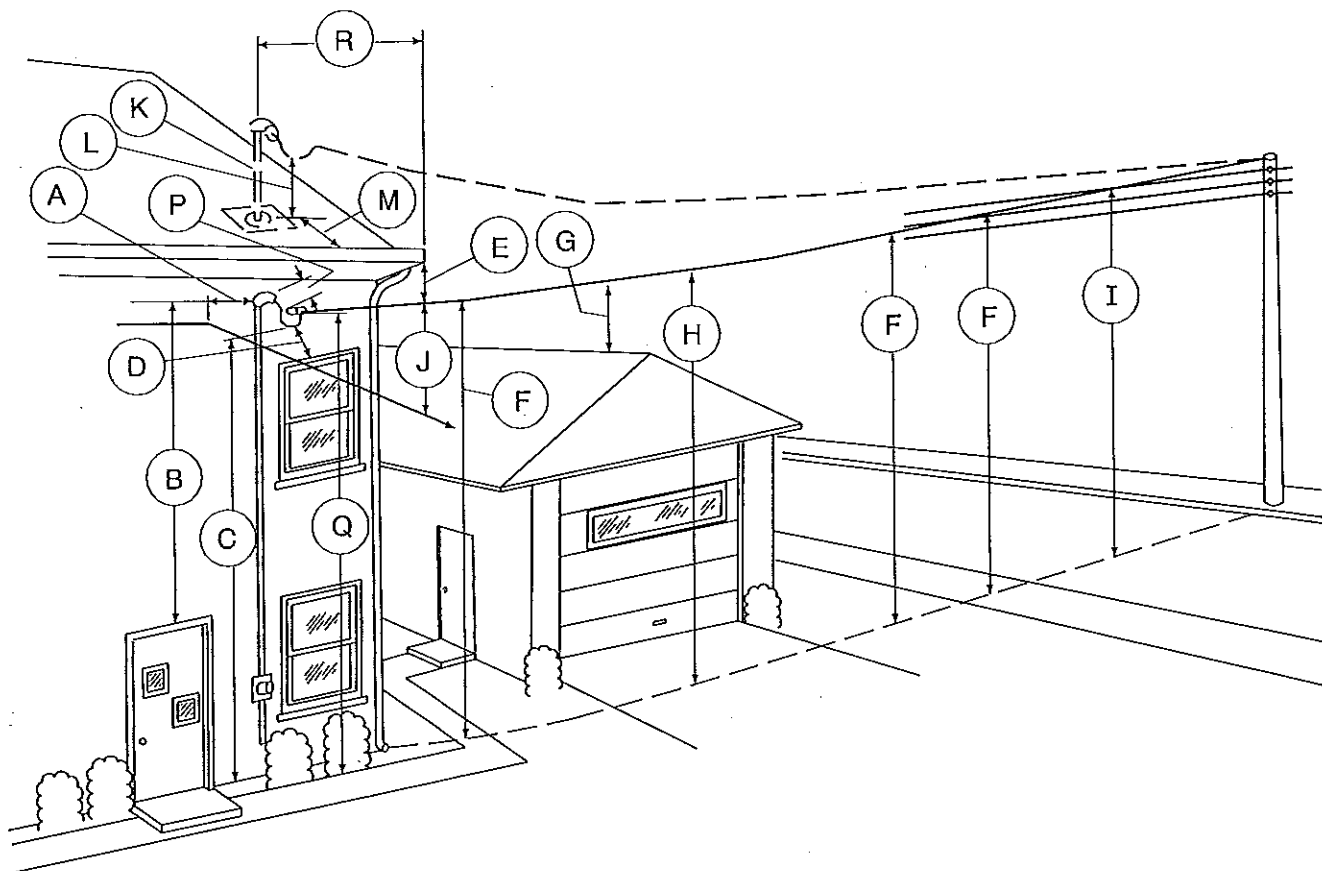


FIG. 2

# TYPICAL GROUNDING DETAILS



# SERVICE DROP CLEARANCE MINIMUMS FOR SERVICES UNDER 600 VOLTS



## MINIMUM CLEARANCE

|   |   |              |
|---|---|--------------|
| A | Telephone service at point of attachment  | 12"          |
| B | Doors, porches, fire escapes and similar locations  | 3"           |
| C | Lowest point of drip loop: Multiplex<br>Open wire to 300V to ground   | 10'<br>12'   |
| D | Windows: Beside and below<br>Above window   | 3'<br>4"     |
| E | Gutters and downspouts  | 3"           |
| F | Sidewalks and finished grade: Multiplex<br>Open wire to 300V to ground  | 12'<br>12.5' |
| G | Refer to Section 4.08 and 5.02, for conductors not attached to but crossing over buildings  | -            |
| H | Residential driveways   | 16'          |
| I | Public street, alley, public parking lot and areas subject to truck traffic   | 18'          |
| J | Telephone service drop at crossing  | 2'           |
| K | Optional method by use of mast. Conduit coupling must be located near meter socket. Only power service drop conductors shall be attached to the mast.   |              |
| L | Overhanging roof: if service overhang (R) 6 feet or less and "M" is 4 feet or less<br>If service overhanging (R) greater than 6 feet, vertical clearance above the roof for remainder of horizontal distance. | 18"<br>3'    |
| M | Distance from service mast to edge of roof (see dimension "L")  | -            |
| P | Point of attachment shall not be higher than the weatherhead  | -            |
| Q | Service drop attachment   | 12'          |
| R | Service overhang of roof (see dimensions "L")   | -            |