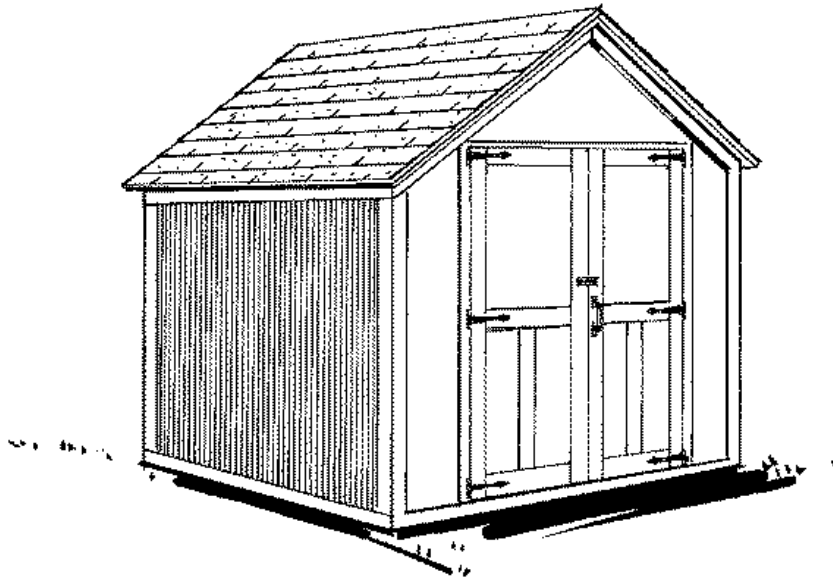



ACCESSORY ZONING PERMIT PACKAGE



BUTLER TOWNSHIP
290 South Duffy Road
Butler, PA 16001
724/287-7465
Fax: 724/282-2142

Visit us on our website at www.butlertwp.org

Revised June 8, 2015



Butler Township
290 South Duffy Road
Butler, PA 16001
724/287-7465
Fax: 724/282-2142

ACCESSORY ZONING PERMIT APPLICATION

Name of Applicant _____

Address _____

Telephone Number _____ Fax Number _____

Name of Property Owner _____

Address _____

Telephone Number _____ Fax Number _____

Name of Contractor _____

Address _____

Telephone Number _____ Fax Number _____

Location (Address) of Proposed Construction _____

Proposed use(s) as defined in Butler Township's Codified Ordinance, **Chapter 300 ZONING**. Please check those that apply:

- Accessory Structure (under 1,000 square feet)
- Retaining Wall (less than four feet in height)
- Fence (under six foot high)
- Other _____

Height of Structure _____ Cost _____ Size _____ X _____

Is Worker's Compensation Certificate provided with this Application? Yes No

Is Applicant Exempt (Notarized statement required)? Yes No

I hereby acknowledge that the information contained herein is true and correct, and I hereby agree to comply with all applicable provisions of Butler Township's Codified Ordinance.

Signature of Applicant

Date of Application

Print Name

E-mail Address (optional)

(FOR TOWNSHIP USE ONLY – PLEASE DO NOT WRITE BELOW THIS LINE)

Map & Parcel #

Zoning District

Permitted Zoning Use

Fee

Building Code Official

Approval Date

Items required for a complete submittal:

1. **Application** ~ Completed and signed (Applicant will be notified of incomplete application),
 2. **Letter from property owner** stating that you can act on property owner's behalf, if property owner is not the applicant (see attached),
 3. **Workers' Compensation Certificate** naming Butler Township as Certificate Holder, or completed **Affidavit of Workers' Compensation Exemption**,
 4. **Plot Plan** ~ A drawing of the lot that shows its dimensions and bearings, the existing house, existing accessory structures, new structure and its distance from the property lines. All plot plans should be based on an existing survey that is to be included with this application. The following **MUST** be included on the plot plan:
 - a. **BUILDING LINE** and any **EASEMENTS** or **RIGHTS-OF-WAY**.
 - b. **DISTANCE** of any proposed structure to the primary dwelling and **BUILDING LINE** or **PROPERTY LINE**. Please note that fences/walls are not permitted to encroach into the road right-of-way.
 - c. All **STORM WATER** must terminate in an approved drainage system and must show on plot plan.
 - d. The storable area above the ceiling of an accessory building or structure cannot exceed six (6') foot in height.
- * Please check with your Homeowner's Association (if applicable) prior to applying for any building/zoning permits.

Applicants can drop off or mail permit applications to the Butler Township Municipal Building located at 290 South Duffy Road, Butler, PA 16001. Office hours are Monday through Friday 8:30 a.m. to 4:30 p.m.

If Applicant wishes to have permit issued when the application is submitted, please contact our office in advance at 724/287-7465 for an appointment.

PROPERTY OWNER AUTHORIZATION

I, _____, do hereby authorize
Property Owner's Name Printed

_____ to act on my behalf in
Acting Agent's Name Printed

applying for a Building Permit for the following work:

to be performed at _____
Address where construction will occur

Property Owner's Signature

Property Owner's Street Address

Property Owner's City, State, Zip Code

Date

Butler Township Workers' Compensation Information

If the homeowner is the contractor, please complete the following and stop at the dotted line.

I, _____, am the homeowner and am "Exempt from
(Print Name)
Workers' Compensation.

Homeowner's Signature

Date

If the homeowner is not the contractor for the building permit, the contractor in compliance with Act 44 of 1993, hereby submits the following information. Please check one of the following:

- A current *Certificate of Insurance* showing proof of Workers' Compensation is attached to this form. The certificate must indicate **Butler Township** as the certificate holder. **Signature required below, but does not need notarized.**

- The building permit contractor qualifies as "Exempt from Workers' Compensation". Please indicate the reason for the exemption by shading in one of the following. **Complete the box below and get notarized.**
 - Contractor is a Sole Proprietor without employees.
 - All of the contractor's employees on the project are exempt on religious grounds under Section 304.2 of the Act. Explain in detail: attach as necessary.

 - Contractor is a corporation, and the only employees working on the project have and are qualified as "Executive Employees" under Section 104 of the Act. Explain the status of any/or all workers on the project: attach as necessary.

Name of Contractor / Company: _____
Address: _____
City _____ State _____ Zip Code _____

1. Any subcontractors used on this project will be required to carry their own workers' compensation coverage.
2. The applicant is not permitted to employ any individual to perform work on this project pursuant to the permit in violation of the Act.
3. Violation of the Workers' Compensation Act or the terms of this permit will subject the applicant to a stop-work order and other fines and penalties provided by law.

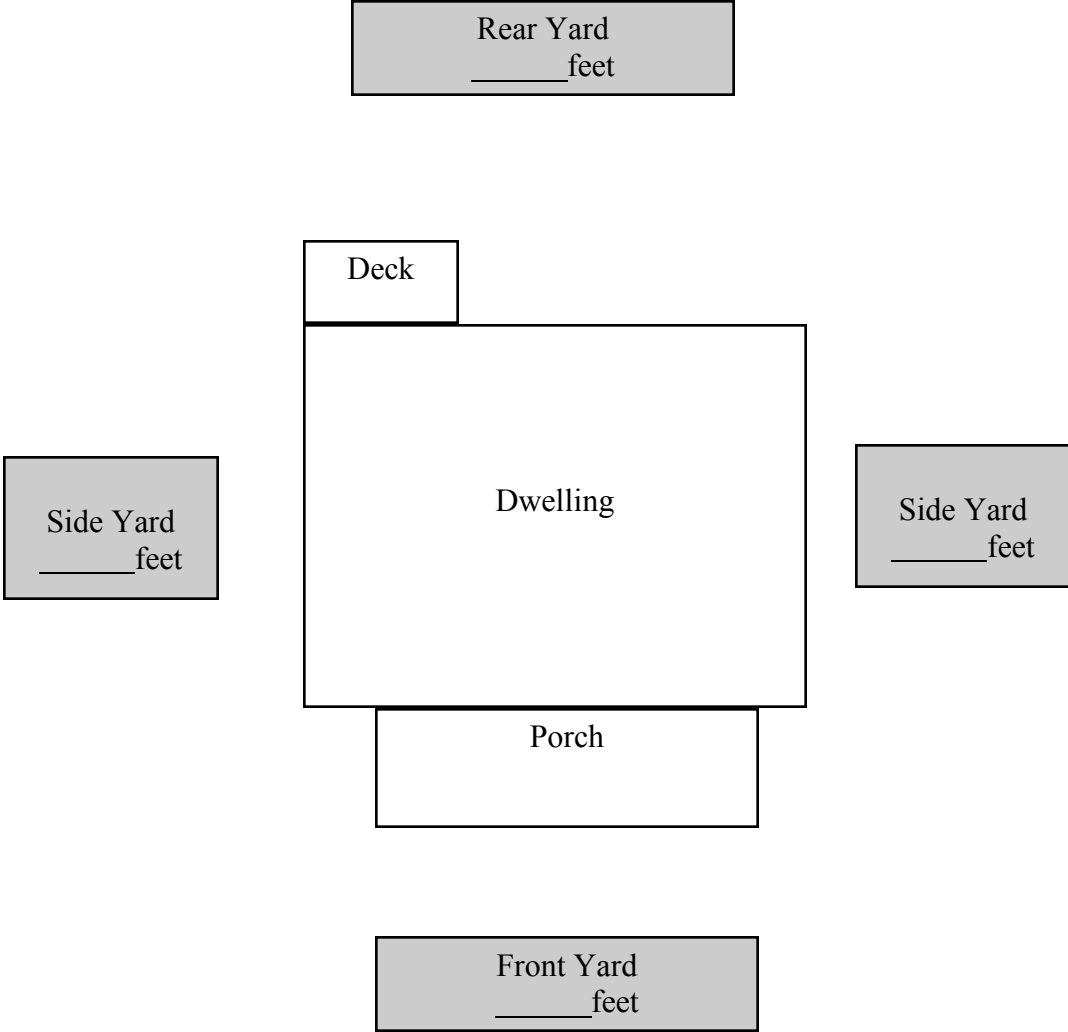
Contractor Signature: _____ Date: _____

Subscribed and sworn to before me this _____ day of _____, 20____.

Signature of Notary Public

My Commission Expires

**SAMPLE SHOWING
PLOT PLAN**



Right -of-Way

Cartway or Road

Right -of-Way

Is Your Roof Flushing Raw Sewage into our Waterways?

Whenever it rains, water flows off tens of thousands of roofs, into downspouts and french drains. If our downspouts and drains are connected to the underground sanitary sewer lines, storm water can overload the lines, causing sewage to overflow into our creeks, streams and waterways.



You can help correct this problem. Disconnect your downspouts and other stormwater conveyances from the sanitary sewer system.

Connect a rain barrel to your home's downspout so the water can be captured, conserved and used later on your yard or garden.

Plant trees and other vegetation to reduce storm water runoff from your yard.

To find out more, contact the Butler Area Sewer Authority. Because the only thing that should flow into our waterways is clean water.